

ENGLISH

DESIGN[®]
FROM
FINLAND

SIPARILA

PASSION FOR WOOD

INTERIOR PRODUCTS



WOOD OFFERS US THE
OPPORTUNITY TO BUILD BY
RESPECTING NATURE.

 VIRE, TRANSLUCENT SAND

Ideas for all your senses

Wood has always been at the heart of Finnish culture. It has been used to build homes and to heat them, it has been worn and even made into food. Wood has had a significant place in the lives and homes of Finnish people. Wood is a renewable natural resource, and when it's used sustainably, it can provide us with the means to build in a way that saves energy and respects nature. Siparila takes this tradition of using wood further by creating design solutions for wood cladding and panelling focused on bringing warmth and beauty to the home with the help of Finnish designers.

Wood both inspires and fascinates us. Its versatility unlocks creativity and new ideas for interior design. Whether you wish to create a softer look for a modern apartment or bring some edge to an otherwise restrained home, the unique surface of wood suits a variety of purposes.

Finnish craftsmanship, top design and respect for nature all come together in Siparila's products; they're perfect for creating impressive combinations and exciting elements in your home design, according to your own taste. We believe that the mood of the home is created with your heart, and that it's at its best when it reflects its owner's life and personality. We are ready to whatever it takes to ensure that your home looks like it's yours, now and forever.



Content

AAVA.....	6
JALO	10
KASTE.....	12
KIILLE	14
KOO.....	16
PALA	20
PURO	24
RAILO	26
ROSO.....	30
SOLA	32
STRUKTUURI.....	34
USVA.....	40
VALO.....	44
VIRE	46
KASKI.....	52
KUULAS.....	54
LAUDE	58
MOULDING	60
INTERIOR PANEL PROFILES	65

CLASSIC SLEEK
& MODERN
ELEGANCE

AAVA

EARTHY AND SERENE

The AAVA interior panels are like the endless sea that extends as far as the eye can see: soothing, bold, and inspiring respect. These wide panels made of Baltic redwood let you bring the boldness and grace of natural wood into a room. The translucent tinting on the panels emphasises the wood’s natural and vibrant surface.



SNOWFALL




POLAR NIGHT



POLAR NIGHT

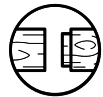
CREATE A RELAXING
MOOD WITH NATURAL
TONES



AAVA

The AAVA is an elegant solution that brings character to an accent wall or the whole room.

The concealed fastening and end joints of the panels make it possible to create a seamless surface on the wall. The AAVA panels are available in three different shades with a brushed, translucent surface treatment. The finishing reflects light beautifully and brings a sense of space and airiness to any room.




END-JOINTING



CONCEALED
FASTENING



Snowfall



Polar Night




Sandy Beach

Form	Thickness	Length	Open Seam	Color	Consumption	Coverage width	Raw material
STS	15 mm	220 mm	6 mm	Snowfall	4,88 m/m²	205 mm	Edge glued RW
STS	15 mm	220 mm	6 mm	Polar Night	4,88 m/m²	205 mm	Edge glued RW
STS	15 mm	220 mm	6 mm	Sandy Beach	4,88 m/m²	205 mm	Edge glued RW

SNOWFALL



POLAR NIGHT



SNOWFALL




JALO

NATURAL BEAUTY

The JALO interior panels are made from the ash wood. The ash is a sturdy and tough. These panels let you bring the soft warmth of natural wood and modern stylishness to a room. The translucent white surface treatment reveals the beautiful grain of the wood, and the grooves in the panels create a sense of character.




MAKE THE MOST OF
WOOD'S WARM TONES



The JALO panels are narrow ash wood panels that are especially suited to be used as wall panelling in dry and damp rooms. Their light surface treatment lets the gorgeous grain of the wood show through, and the concealed fastening ensures that the surface remains uninterrupted and smooth. These panels are perfect for creating beautiful accent walls at home and in public spaces.

The JALO panels can also be used for creating rounded shapes (the radius must be 500 mm at minimum).



JALO

Form	Thickness	Width	Length	Open Seam	Color	Consumption	Coverage width	Raw material
STS	15 mm	42 mm	To be checked	3 mm	Translucent White	30,3 m/m ²	33 mm	Ash

KASTE

FRESH AND HARMONIOUS

Imagine the early hours of the morning in the summertime, the dew lingering on leaves, and the first rays of the rising sun. The air feels soft and fresh. That is what the KASTE interior panels embody. Their surface treatment gives the panels an understated surface tone that is like the morning dew on a summer's morning. The KASTE panels let you create a refreshing, light and harmonious look for a room.

BRING THE FRESHNESS
OF MORNING DEW
INDOORS

The KASTE is a great choice for modern, Scandinavian and traditional interior design styles – the white colour of the panels is easy to combine with other colours in the room. You can install it horizontally or vertically; whichever pleases your eye the most.

The KASTE panels have protection against water splashes, which gives them even more applications for various rooms.



White

KASTE

Form	Thickness	Width	Length	Open Seam	Color	Consumption	Coverage width	Raw material
STS	15 mm	120 mm	2350 mm	6 mm	White	9,52 m/m²	105 mm	Knotless RW F/J
STS	13 mm	95 mm	2350 mm	3 mm	White	12,22 m/m²	82 mm	Knotless RW F/J

KIILLE

THE MAGIC OF LIGHT

When you wish to create a space where natural light appears to flood in through the windows, choose the KIILLE panel. It's pure, white surface reflects light beams and makes any space feel brilliantly luminous and airy. The KIILLE is a timeless, classic panel that you can use to create a variety of interior design solutions for any space.



EMPHASISE THE
LUMINOSITY OF
YOUR ROOMS



The KIILLE is a versatile panel that can be used on both walls and the ceiling. The panel is available as a straight-forward, modern version and as a bead panel with rounded corners that is perfect for a more traditional aesthetic.

The concealed fastening ensures that there will not be any visible nail heads.



KIILLE

Form	Thickness	Width	Length	Open Seam	Color	Consumption	Coverage width	Raw material
STS	13 mm	95 mm	2350 mm	6 mm	Pure White	12,22 m/m²	82 mm	Knotless RW F/J
STS	15 mm	120 mm	2350 mm	6 mm	Pure White	9,52 m/m²	105 mm	Knotless RW F/J
Bead panel	13 mm	95 mm	3600 mm		Pure White	12,22 m/m²	82 mm	Knotless RW F/J
Bead panel	15 mm	120 mm	3600 mm		Pure White	9,52 m/m²	105 mm	Knotless RW F/J

Bead panels 13x95 and 15x120 are not end-jointed.

KOO

UNIQUE AESTHETICS

Create precisely the surface you want and enjoy the unique results. The KOO interior panel collection is a love letter to the beauty and versatility of wood; the panels from this collection can be used either separately or together on the same surface. The end result is completely unique: it will be something that's only found in your home.




KOO2 TRANSLUCENT WHITE



The timeless and stylish KOO interior panels have been designed by interior design architect Kari Lappalainen.


The collection features three different types of panels that are distinguished by the number of faux grooves. You can create a smooth or a stripy surface with the KOO panels.



KOO
Translucent White



KOO
Translucent Gray



KOO2
Translucent Gray



KOO4
Translucent Gray



PROTECT AGAINST
WATER SPLASHES



CONCEALED
FASTENING



CAN ALSO BE USED IN
A SAUNA

KOO

Form	Thickness	Width	Length	Open Seam	Color	Consumption	Coverage width	Raw material
KOO	21 mm	95 mm	To be checked	4 mm	Translucent Gray Translucent White	12,05 m/m ²	83 mm	Knotless RW Birch
KOO2	21 mm	95 mm	To be checked	4 mm	Translucent Gray Translucent White	12,05 m/m ²	83 mm	Knotless RW Birch
KOO4	21 mm	95 mm	To be checked	4 mm	Translucent Gray Translucent White	12,05 m/m ²	83 mm	Knotless RW Birch

*Please check the length available when placing your order.
The KOO paneling is not end-jointed and will require trimming before installation.



THE KOO COLLECTION
IS AN ODE TO THE
BEAUTY OF WOOD




ON THIS PAGE: KOOZ TRANSLUCENT WHITE




PALA™

PLAYFUL DESIGN


Unleash your imagination and play with different shapes bravely and fearlessly. You can use the PALA interior panels to create different shapes on the walls, such as squares, herringbone, or brick patterns. The PALA panels are made from birch wood, and its understated tones will highlight the Scandinavian or modern style of any room. These small panels are also a practical choice for smaller spaces.



LET YOUR IDEAS FLOW
FREELY AND PLAY WITH
DIFFERENT SHAPES



Translucent Birch

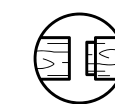


Thermally modified Birch

You can use the PALA interior panels to create an eye-catching surface, and thanks to the panel's size, it can also be used in smaller spaces without creating an overbearing effect.

There may be some variation of tone between different batches of thermally modified birch; this gives the PALA interior panels their unique look.

The PALA panels can be easily turned around to create various different shapes. Please note that you will need both right-handed and left-handed panels to create chequered and herringbone patterns.



END-JOINTING



PROTECT AGAINST WATER SPLASHES

THE SHADE ON THIS SPREAD: TRANSLUCENT WHITE



PALA

Form	Thickness	Width	Length	Color	Consumption	Coverage width	Raw material
PALA	9 mm	96 mm	1005 mm	Translucent Birch	10,98 m/m ²	91 mm	Birch
PALA	9 mm	116 mm	1005 mm	Thermally modified Birch	9,00 m/m ²	111 mm	Thermally modified Birch
PALA	9 mm	96 mm	505 mm	Translucent Birch	10,98 m/m ²	91 mm	Birch
PALA	9 mm	116 mm	505 mm	Thermally modified Birch	9,00 m/m ²	111 mm	Thermally modified Birch



THERMALLY MODIFIED SPRUCE



PURO

DELICATE AND LIVELY

“Puro” is the Finnish word for a brook, and a brook that’s babbling in the middle of the woods and gleaming in the sun is always a delightful sight. There’s nothing quite like catching the eye like a lively little brook, and that same liveliness is caught in the visual language of the PURO panels and their stripy surface. The PURO panels bring a delicate, light liveliness to any room.

THERMALLY MODIFIED SPRUCE

RATIA®

CREATE A DELIGHTFUL
LOOK WITH VIVACIOUS
WOOD

THERMALLY MODIFIED SPRUCE

The PURO is a pinnacle of Finnish design, and it was created by Design Studio RATIA, designer Laura Väre. In line with RATIA’s design philosophy, the PURO panels can stand the test of time and make everyday life feel richer.




Pure White



*Translucent White Ash



Translucent Gray



*Thermally modified Spruce

The PURO interior panels can be used in various rooms, including a sauna. The panels are available in four different shades, which means you can create a colour palette that suits your own style perfectly. The wood grain is especially visible in the thermally modified spruce panels which show off the wood’s features in all their glory.



CONCEALED FASTENING



*PROTECT AGAINST WATER SPLASHES



*CAN ALSO BE USED IN A SAUNA

PURO

Form	Thickness	Width	Length	Open seam	Color	Consumption	Coverage width	Raw material
PURO	15 mm	90 mm	2050 mm	6 mm	Thermally modified	12,5 m/m ²	80 mm	Thermally modified spruce
PURO	15 mm	90 mm	2350 mm	6 mm	Thermally modified	12,5 m/m ²	80 mm	Thermally modified spruce
PURO	15 mm	90 mm	2700 mm	6 mm	Pure White	12,5 m/m ²	80 mm	Knotless RW F/J
PURO	15 mm	90 mm	3600 mm	6 mm	Pure White	12,5 m/m ²	80 mm	Knotless RW F/J
PURO	15 mm	90 mm	2050 mm	6 mm	Translucent Gray	12,5 m/m ²	80 mm	Knotless RW
PURO	15 mm	90 mm	4200 mm	6 mm	Translucent Gray	12,5 m/m ²	80 mm	Knotless RW
PURO	15 mm	90 mm	Different lengths	6 mm	Translucent White	12,5 m/m ²	80 mm	Ash

RAILO

CONTRAST AND BALANCE

Have you ever heard the ice singing in winter? That almost yodel-like sound is the result of the ice moving and its surface cracking – leading to deep grooves and cracks that break the surface of the ice. The smooth surface of the RAILO panels have faux grooves, that break up the even surface, just like cracks in the ice. The RAILO panels let you create bold contrasts or to balance the mood in a room.



PURE WHITE

PURE WHITE

TRANSLUCENT GRAY

PURE WHITE

The translucent grey RAILO interior panels create a soft, calm mood while opaque white brings a sense of airiness in a room.

The clear and elegant look of the RAILO panels make them easy to use on both walls and ceilings.

Pure White

Translucent Gray

END-JOINTING

CONCEALED FASTENING

PROTECT AGAINST WATER SPLASHES



RAILO

Form	Thickness	Width	Length	Open Seam	False groove	Color	Consumption	Coverage width	Raw material
STS	13 mm	95 mm	2350 mm	6 mm	6 mm	Pure White	12,22 m/m ²	82 mm	Knotless RW F/J
STS	15 mm	95 mm	2000 mm	6 mm	6 mm	Translucent Gray	12,22 m/m ²	82 mm	Knotless RW

TRANSLUCENT GRAY

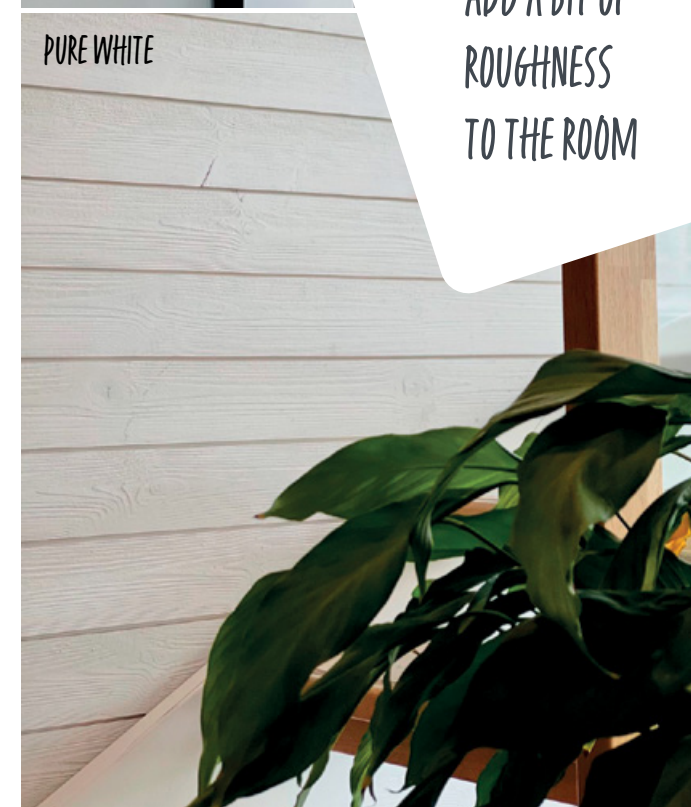

BRING SOME
RHYTHM INTO
THE ROOM




ROSO

RESTRAINED ROUGHNESS

Touch the surface of the wood and feel its fine lines, coarse surface and raised spots, all of which tell you the story of the tree that the wood came from. The ROSO interior panels let you truly feel the surface of the wood. However, the Pure White colour gives the panels a restrained look, so it's well suited for larger surfaces, too.



The special surface treatment of the ROSO interior panels brings out the wood texture beautifully. The panels are suitable for both walls and ceilings in dry and damp conditions.



Pure White

The versatile ROSO panels let you create stylish combinations, as the panels' Pure White colour goes with a wide variety of interior design elements.



END-JOINTING



CONCEALED FASTENING



PROTECT AGAINST WATER SPLASHES

ROSO

Form	Thickness	Width	Length	Open Seam	Color	Consumption	Coverage width	Raw material
STS	13 mm	120 mm	2050 mm	3 mm	Pure White	9,34 m/m ²	107 mm	Knotless RW
STS	13 mm	120 mm	2350 mm	3 mm	Pure White	9,34 m/m ²	107 mm	Knotless RW

SOLA

NATURAL CONTRASTS

Along the mountainside, a narrow pass shaded by the slopes cuts a groove through the landscape. Light and shadow play over the slopes and create a breath-taking view – just like on the surface of the SOLA interior panels.

The SOLA panels let you create a bold, three-dimensional look on walls and ceilings. The panel has a unique look thanks to its stripy shape that's emphasised by the black grooves in the panels.



LET LIGHT AND
SHADOW PLAY OVER
THE SURFACES



The unique look of the SOLA panels is created by its black grooves that make the panels such a three-dimensional and interesting product. They can also be used in a sauna.



Thermally modified
Spruce

The SOLA panels are made from thermally modified spruce, which means that the panel's joints are beautifully brown and emphasise the wood's natural grain pattern. The SOLA panels can be installed both vertically and horizontally.



END-JOINTING



PROTECT AGAINST
WATER SPLASHES



CAN ALSO BE USED IN
A SAUNA

SOLA

Form	Thickness	Width	Length	Open Seam	Color	Consumption	Coverage width	Raw material
SOLA	15 mm	90 mm	To be checked	6 mm	Thermally modified	12,5 m/m ²	80 mm	Thermally modified

STRUKTUURI


CREATE CHARACTER FOR YOUR INTERIOR DESIGN

Introduce brand new depth to your interior style with the impressive and bold STRUKTUURI panels on walls and ceilings. The STRUKTUURI panels show the wood's structure with all of its knots and annual rings.


The STRUKTUURI panels can be adapted to fit a wide variety of interior design styles. These wide panels let you create a stunning and aesthetically pleasing solution that combines modern design and the natural stylishness of wood.




PURE WHITE



TRANSLUCENT BLACK



PEARLY GRAY



PEARLY BROWN



TRANSLUCENT SAND

It's easy to pick your favourite from the five shades of the STRUKTUURI panels: let the darker shades bring depth into your interior design, or create a charming atmosphere with Pearly Gray. Translucent Sand or Pearly Brown, by turn, let you bring warmth and softness into the design. The natural colour palette is complemented by Fresh White.

The special surface treatment brings out the wood's natural surface shape which ensures that the finished installation always has an interesting and lively look.

PURE WHITE



PURE WHITE



BRING LUXURY
TO EVERY DAY

TRANSLUCENT SAND



STRUKTUURI

Form	Thickness	Width	Length	Open Seam	Color	Consumption	Coverage width	Raw material
STS	15 mm	176 mm	2350 mm	6 mm	Pure White, Translucent Sand, Translucent Black, Pearl Grey, Pearly Brown	6,21 m/m ²	161 mm	Edgeglued WW

TRANSLUCENT SAND



PEARLY GRAY



Wood is a stunning material both in terms of its visual effect and its features. Make the most of wood's capacity to improve indoor air quality by using it on various surfaces throughout the home. Real wood breathes life into any room by both absorbing and releasing humidity.

The STRUKTUURI panels can be used in various rooms throughout the house, including a sauna: the panels are surface-treated to withstand even the significant heat and humidity fluctuations typical to a sauna environment. Thanks to the concealed nails, water cannot penetrate the wood and damage it.

Choose a mood that best suits your sauna's atmosphere: white for that fresh and spa-like sauna style, dark for the traditional smoke-heated sauna aesthetic, or Pearly Grey for a mystical mood – or pick the soothing Pearly Brown or natural Sand to give your sauna a brand-new look.



PROTECT AGAINST
WATER SPLASHES



CAN ALSO BE USED
IN A SAUNA



CONCEALED
FASTENING



END-JOINTING



USVA

FOR A MAGICAL MOOD


Perhaps you've walked along a misty path, feeling the mist wrap around you and your surroundings like a comforting hug, making the scenery seem mysterious and magical. The USVA interior panels let you recreate this magical mood indoors.



BRING THE
SOFTNESS OF
MIST INDOORS



The velvety smooth surface of the USVA panels has microgrooves. The panel brings out the special characteristics of the wood that seems to come alive as the light shifts, creating an impressive effect.



Translucent Sand

The streamlined and modern USVA panels are perfect for both accent walls and for larger surfaces on walls and ceilings. The surface of the USVA panels show the knots that are part of genuine, natural wood.



Pearly Gray



END-JOINTING



PROTECT AGAINST
WATER SPLASHES



CONCEALED
FASTENING

PEARLY GRAY



CREATE WITH THE BIG
PICTURE IN MIND OR
ACCENT THE SMALLEST
DETAILS

TRANSLUCENT SAND



TRANSLUCENT SAND



USVA

Form	Thickness	Width	Length	Open Seam	Color	Consumption	Coverage width	Raw material
STS	15 mm	120 mm	2350 mm	6 mm	Pearl Gray	9,52 m/m ²	105 mm	Few knotted RW
STS	15 mm	120 mm	2050 mm	6 mm	Translucent Sand	9,52 m/m ²	105 mm	Few knotted RW
STS	15 mm	120 mm	2950 mm	6 mm	Translucent Sand	9,52 m/m ²	105 mm	Few knotted RW



VALO

STREAMLINED LINES

The VALO interior panels are like a sunbeam peeking out behind the clouds, lighting up the whole landscape and stirring your emotions. You can use the VALO interior panels to create a fascinating combination of lighting and surface materials; you can install LED strips in the groove between the panels to replace ceiling lights. The grooves will stylishly hide the body of the LED strip but still show their illumination like the glow of the sun peeking out from between the clouds.




The VALO interior panels bring a lot of potential for interior design with their streamlined shape. These massive panels are elevated by the grooves that give the panels a stripy look. The VALO interior panels are designed by interior design architect Heli Mäkiranta.


The VALO panels are suitable for a wide variety of rooms, and their potential for interior design is further enhanced by the way they can improve indoor acoustics. The panels are easy to use for creating an impressive surface for walls and ceilings, and you can install luminaires directly onto the panels to highlight the wood's characteristics.




*PROTECT
AGAINST WATER
SPLASHES



CONCEALED FAS-
TENING



Pure White



Pearly Birch*

VALO

Form	Thickness	Width	Length	Open Seam	Color	Consumption	Coverage width	Raw material
VALO	28 mm	95 mm	4200 mm	18 mm	Pure White	12,05 m/m ²	83 mm	Knotless RW F/J
VALO	28 mm	95 mm	To be checked	18 mm	Pearly Birch	12,05 m/m ²	83 mm	Birch

* Please check the length available when placing your order.
The VALO panel is not end-jointed and will require trimming before installation.

VIRE

TIMELESS TOP DESIGN

A light breeze ripples the surface of the water, creating small waves. This slight movement can be felt in the VIRE interior panels created as a collaboration with Ristomatti Ratia. Its wave-like surface always looks different depending on the viewing angle. The VIRE is an example of top Finnish design that can bring stylish nuance in your interior style.

TRANSLUCENT WHITE ASH



PURE WHITE

DARK BROWN

Pure White

Translucent White Birch*

Lacquered Oak

Translucent White Ash*

Sand

Matte Black

The VIRE interior panels can be used for both wall and ceiling panelling. You can install them horizontally or vertically – whichever you find the most pleasing to your eye. The VIRE panels have a three-dimensional shape that provides a fantastic opportunity to play with lights and shadows.

The VIRE panels have concealed fastening, and are available in many different shades and surface treatments; our collection has a wide variety of options that suit many different styles and all kinds of rooms, from living rooms to saunas.

PROTECT AGAINST WATER SPLASHES

*CAN ALSO BE USED IN A SAUNA

CONCEALED FASTENING



VIRE

Form	Thickness	Width	Length	Color	Consumption	Coverage width	Raw material
VIRE	15 mm	90 mm	2700 mm	Pure White, Matte Black	12,66 m/m²	79 mm	Knotless RW F/J
VIRE	15 mm	90 mm	3600 mm	Pure White, Matte Black	12,66 m/m²	79 mm	Knotless RW F/J
VIRE	15 mm	90 mm	To be checked	Dark Brown, Sand, Translucent White Birch, Translucent White Ash, Lacquered Oak	12,66 m/m²	79 mm	Knotless RW F/J Birch Ash Oak

*Available length to be checked when ordering. Vire is not end-jointed. For this reason, the panel must be leveled before installation.



SAUNA

STRUKTUURI PEARLY GRAY




KASKI

THE STRONG SPIRIT OF WOOD


The bold and vivid KASKI panels are like Finnish spruce trees – sturdy, strong and self-assured royalty of the woods. The KASKI panels are the perfect finishing touch to any room with their bold personality that showcases the best characteristics of spruce wood. The KASKI combines the beauty and versatility of wood as a material.

The panels are made of thermally modified spruce which has been brushed to create a beautiful, vibrant surface.




The panels are available in two different widths; the wider, glued, multi-slat panels especially emphasise the richness of the colour tones.

The warm tone of the panels is a result of the thermal treatment, thanks to which the KASKI panels are suitable as wall and ceiling materials for a wide variety of rooms. As a material, thermally modified spruce is sauna-proof and can be installed in a sauna directly out of the package.



Natural Brown



Natural Brown (wide)



PROTECT AGAINST
WATER SPLASHES



CAN ALSO BE USED IN
A SAUNA



CONCEALED
FASTENING


KASKI

Form	Thickness	Width	Length	Open seam	Color	Consumption	Coverage width	Raw material
STS	15 mm	92 mm	2050 mm	6 mm	Natural Brown	12,20 m/m ²	82 mm	Thermally modified spruce
STS	15 mm	92 mm	To be checked	6 mm	Natural Brown	12,20 m/m ²	82 mm	Thermally modified spruce
STS	15 mm	92 mm	2350 mm	6 mm	Natural Brown	12,20 m/m ²	82 mm	Thermally modified spruce
STS	15 mm	174 mm	To be checked	6 mm	Natural Brown	6,10 m/m ²	164 mm	Edgeglued thermo spruce
STS	15 mm	174 mm	2050 mm	6 mm	Natural Brown	6,10 m/m ²	164 mm	Edgeglued thermo spruce
STS	15 mm	174 mm	2350 mm	6 mm	Natural Brown	6,10 m/m ²	164 mm	Edgeglued thermo spruce

KUULAS


THE CHARMING UNIQUENESS OF WOOD

In Finnish, the word *kuulas* means something clear, bright, and translucent. It's a perfect name for the KUULAS sauna panels whose distinctive look is all due to the translucent hues found on the panels. They let the wood's natural, undisturbed grain pattern shine through like a mist that gently envelops a serene landscape in the distance. It makes every panel unique – just like your sauna.




The colour options for the KUULAS panels make it possible to create a pleasing contrast with your choice of sauna bench materials. The straight-edged design gives the panels a crisp and impressive appearance regardless of which colour you choose.

As the surface treatment used for the KUULAS panels lets the natural annual rings of the wood shine through, there may be tonal variations in the surface colouring of the panels, sometimes to a dramatic degree. This is what makes the KUULAS panels such an unique choice for sauna panelling.



Steam



Polar Night




PROTECT AGAINST
WATER SPLASHES



CAN ALSO BE USED IN
A SAUNA



CONCEALED
FASTENING



The KUULAS sauna panels are made of aspen wood. Because aspen is a non-resinous wood that conducts heat slowly, it's a perfect choice for a sauna, where the feeling of all surfaces is essential.

The KUULAS sauna panels have a concealed fastening design which enables a nail-free, even and smooth surface immediately after installation. The concealed fastening also makes the panels more durable, as no water can penetrate the wood via nail holes.

The KUULAS panels will make sure that your sauna is a place where you'll love to linger just a moment longer.

KUULAS-SAUNA PANELS

Form	Thickness	Width	Length	Open Seam	Color	Consumption	Coverage width	Raw material
STS	15 mm	120 mm	1800, 2100, 2400, 2700, 3000 mm	3 mm	Steam, Polar Night	9,52 m/m ²	105 mm	Aspen

KUULAS panels are not end-jointed. For this reason, the panels must be leveled before installation.

LAUDE

AS WARM AS THE HEART

A sauna is an oasis of relaxation – its heat and steam can wash away all your troubles and worries. A comfortable and stylish sauna is the heart of the home, a place where you can find calm and a sense of well-being. Create your own perfect oasis of rest and relaxation with the stylish wooden LAUDE sauna benches.



The wooden LAUDE sauna benches guarantee that you can enjoy your time in your sauna in comfort and without worry. The wide LAUDE is made from Finnish spruce which is perfect for building a stylish sauna that can stand the test of time.

Thanks to the many colour options available, it's easy to combine the LAUDE products with a wide variety of sauna styles. The wooden LAUDE sauna benches are also available in thermally modified spruce which lets you bring the natural, warm tones of wood into your sauna.

Thanks to their surface treatment, the wooden LAUDE benches will stay beautiful and pleasant to use for years to come. We recommend that you use the LAUDE front boards with your wooden LAUDE sauna benches to give your sauna the perfect finishing touch.



LAUDE

Thickness	Width	Length	Color	Raw Material
32 mm	295 mm	2350 mm	Translucent Black, Translucent Gray, Translucent White, Natural	Edgeglued WW
		2950 mm	Sauna care treatment	Thermally modified spruce
32 mm	175 mm	2950 mm	Sauna care treatment	Thermally modified spruce

FRONT BOARD

Thickness	Width	Length	Color	Raw Material
32 mm	125 mm	2350 mm	Translucent Black, Translucent Gray, Translucent White, Natural	Edgeglued WW
		2950 mm	Sauna care treatment	Thermally modified spruce

MOULDING

FRAME YOUR HOME LIKE A BEAUTIFUL PICTURE

Siparila's collection of moulding has a wide variety of options and colours that can let you create charming and intentional details in your home. Find the perfect moulding for your taste and emphasise your home's characteristics with a stylish, natural look. Let your creativity run free, because the only limit is your imagination. The moulding in the KINOS, KUMPU, VANA and VIIVA collections are versatile multi-purpose moulding, which means that each type of moulding can be used both as a cover moulding and skirting board.

KIILLE

The KIILLE interior moulding is a straight-edged and minimalistic moulding. It's perfect for a room where you want the finishing touch to be understated. The moulding in the KIILLE collection features separate options for skirting boards, crown moulding and cover moulding.

VANA

The VANA interior moulding can soften modern interior design or bring a sense of calm to a romantic style. VANA moulding can be used both as cover moulding and skirting.

KUMPU

The KUMPU interior moulding has a rounded, wave-like shape. The KUMPU interior moulding lets you create a charming sense of softness in the details of your interior style. It can be used both as cover moulding and skirting.

KINOS

The KINOS moulding brings a sense of rich detailing to your interior design. The decorative KINOS moulding is perfect for finishing a room from top to bottom. The moulding can be used as cover moulding or skirting, and it's available in a wide range of widths up to 120 cm.

VIIVA

The VIIVA moulding brings an understated and stylish finishing touch to your interior style. The moulding has a minimalistic and streamlined shape. The VIIVA moulding is a multi-purpose combination moulding that can be used both as cover moulding and skirting.

JALOPUU

The JALOPUU moulding is made of ash wood and is shaped like KIILLE moulding. The JALOPUU moulding gives a stylish finish to ash wood panelling.



ALL SIPARILA
MOULDING IS MADE OF
REAL, NATURAL WOOD.




KIILLE

KIILLE-Moldings	Thickness, mm	Width, mm	Colour
12x42 KIILLE baseboard	12	42	Pure White
12x70 KIILLE baseboard	12	70	Pure White
12x90 KIILLE baseboard	12	90	Pure White
20x42 KIILLE electric baseboard (trail 13x26)	20	42	Pure White
20x70 KIILLE electric baseboard (trail 13x40)	20	70	Pure White
20x90 KIILLE electric baseboard (trail 13x40)	20	90	Pure White
12x42 KIILLE coverboard (door measure)	12	42	Pure White
12x42 KIILLE coverboard	12	42	Pure White
12x70 KIILLE coverboard	12	70	Pure White
12x90 KIILLE coverboard	12	90	Pure White
15x44 KIILLE ceiling molding	15	44	Pure White



VANA

VANA-Moldings	Thickness, mm	Width, mm	Colour
15x70 VANA cover/baseboard (combination)	15	70	Pure White
15x90 VANA cover/baseboard (combination)	15	90	Pure White
15x60 VANA ceiling molding	15	60	Pure White



KUMPU

KUMPU-Moldings	Thickness, mm	Width, mm	Colour
15x56 KUMPU cover/baseboard (combination)	15	56	Pure White
15x68 KUMPU cover/baseboard (combination)	15	68	Pure White
15x92 KUMPU cover/baseboard (combination)	15	92	Pure White




KINOS

KINOS-Moldings	Thickness, mm	Width, mm	Colour
15x56 KINOS cover/baseboard (combination)	15	56	Pure White
15x70 KINOS cover/baseboard (combination)	15	70	Pure White
15x90 KINOS cover/baseboard (combination)	15	90	Pure White
15x120 KINOS cover/baseboard (combination)	15	120	Pure White
15x64 KINOS ceiling molding	15	64	Pure White



VIIVA

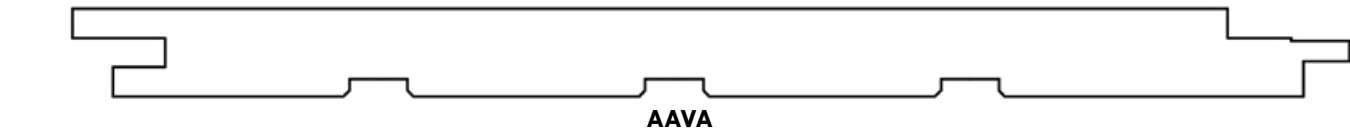
VIIVA-Moldings	Thickness, mm	Width, mm	Colour
20x70 cover/baseboard (combination)	20	70	Pure White
20x90 cover/baseboard (combination)	20	90	Pure White
20x145 cover/baseboard (combination)	20	145	Pure White



JALO-
PUU

JALOPUU-Moldings	Thickness, mm	Width, mm	Colour
15x70 baseboard	15	70	Translucent White Ash
15x70 coverboard	15	70	Translucent White Ash
16x16 square molding	16	16	Translucent White Ash
28x28/22 corner molding	28	28	Translucent White Ash

INTERIOR PANEL PROFILES*



AAVA



JALO



PALA



KASKI



PURO



KASKI



KIILLE BEAD PANEL



RAILO



KUULAS, KIILLE, KASTE AND USVA



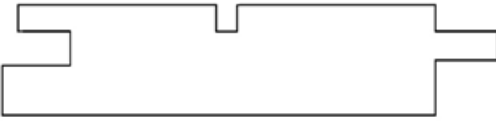
ROSO



KOO



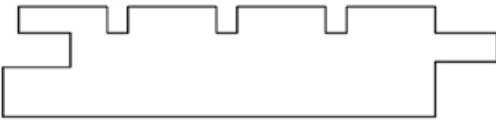
STRUKTUURI



KOO2



VALO





KOO4



VIRE

*Images are not in scale.





SIPARILA

Varaslahdentie 1, 40800 Vaajakoski

Tel. +358 10 4242 000

www.siparila.com



Follow us on social media



#siparila @siparila